

The image features a dark blue background with a variety of circular polishing pads in different colors (blue, yellow, white, black) and textures. Several bottles of RUPES polishing products are scattered throughout, including 'UNO ADVANCED', 'UNO PROTECT', and 'CORSE'. A red rectangular box is positioned at the top center, containing the RUPES logo.

**RUPES®**

# POLISHING SYSTEMS

# INNOVATION TECHNOLOGY DESIGN

## INDEX

Pag.

### **POLISHING COMPOUNDS**

**04**

D-A Series  
UNO Series  
Mille Compounds  
Rotary Compounds  
Marine Compound  
Reveal Residue Remover

### **D-A POLISHING PADS**

**34**

D-A Foam Pads  
D-A Wooll Pads  
D-A Microfiber Pads

### **ROTARY POLISHING PADS**

**56**

Rotary Waffle Pads  
Rotary Foam Pads  
Rotary Wool Pads  
Rotary Cut&Finish Wool Pads

### **MICROFIBER CLOTHS**

**78**

# POLISHING COMPOUNDS





# D-A COARSE

## HIGH PERFORMANCE CUT-POLISHING COMPOUND

High-performance compound from RUPES designed for maximum efficiency. This fast cutting, body-shop safe, compound is ideal for quick defect removal, a smooth user experience, low dusting, easy wipe off, and high gloss finishing from a single product. D-A COARSE is optimized for incredible all-around performance on BigFoot Dual-Action random orbital and gear-driven orbital tools. When paired with RUPES coarse foam, wool, or microfiber pads D-A COARSE is capable of removing 1500 grit sand scratches on most automotive paint surfaces, gelcoat, and similar materials.

### CUT/GLOSS



### FEATURES AND BENEFITS

- High-performance cutting compound
- Durable lubrication system
- Low dusting formula reduces post-compound clean-up work
- One-step moderate-to-severe defect removal and finishing on most paints
- Sanding mark and severe defect removal

### TIPS FOR SUCCESS

- Properly decontaminate the surface prior to beginning any polishing procedure
- Clean pads frequently with compressed air or RUPES Claw Pad Tool to maintain consistent performance
- Do not over-saturate the pad with compound
- For best performance always use with RUPES polishing pads. Blue wool or microfiber are recommended for maximum cutting, blue foam for lighter cutting
- If addressing mild surface defects D-A FINE is recommended in place of D-A COARSE

### RECOMMENDED POLISHING PADS

- 9.DA COARSE BLUE FOAM PAD SERIES
- 9.BW COARSE BLUE WOOL PAD SERIES
- 9.MF COARSE BLUE MICROFIBER PAD SERIES

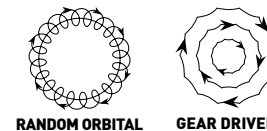
9.DA SERIES | 9.BW SERIES | 9.MF SERIES



### RECOMMENDED POLISHERS

**Random Orbital Polishers:** LHR21 Series, LHR15 Series, LHR75E Mini, LHR12E Duetto, Nano iBrid, HLR75 Mini iBrid

**Gear Driven Polishers:** LK900E



COMPOUND CODES	SIZES
9.DACOARSE250	250ml
9.DACOARSE	1000ml
9.DACOARSE5L	5L

### INDUSTRIES & APPLICATIONS





# D-A FINE

## HIGH PERFORMANCE FINE POLISHING COMPOUND

D-A FINE combines noticeable cutting performance with impressive finishing capability. Combined with RUPES specially designed yellow foam, wool, or microfiber pads, DA-FINE delivers a much higher level of defect removal when compared to traditional fine polishing compounds, yet still provides the incredibly high finish quality and easy wipe off expected from a product formulated for final finishing. RUPES D-A FINE is body shop safe and performs well on clear coat, single stage paint, gelcoat, and more.

### CUT/GLOSS

CUT

GLOSS

### FEATURES AND BENEFITS

- Excellent cutting performance relative to most "fine" polishing compounds
- New micro-abrasive technology and proprietary blend enhance finishing ability
- Easy wipe-off, for fewer towel marks on soft paints or delicate surfaces
- Easy application when used with RUPES color-coordinated pad system
- One-step light defect removal and finishing on most paints
- Can also be excellent 2nd step polish following D-A COARSE compound

### TIPS FOR SUCCESS

- Properly decontaminate the surface prior to beginning any polishing procedure
- Clean pads frequently with compressed air or RUPES Claw Pad Tool to maintain consistent performance
- Do not over-saturate the pad with polish
- For best performance always use with RUPES polishing pads. Yellow wool or microfiber are recommended for heavier cutting, yellow foam for light defects and finishing
- If working on a severely defected surface use D-A COARSE first to address deeper imperfections

### POLISHING PADS

- 9.DA FINE YELLOW FOAM PADS SERIES
- 9.BW FINE YELLOW WOOL PADS SERIES
- 9.MF FINE YELLOW MICROFIBER PADS SERIES

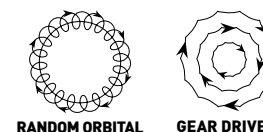
9.DA SERIES | 9.BW SERIES | 9.MF SERIES



### RECOMMENDED POLISHERS

**Random Orbital Polishers:** LHR21 Series, LHR15 Series, LHR75E Mini, LHR12E Duetto, Nano iBbrid, HLR75 Mini iBrid

**Gear Driven Polishers:** LK900E



COMPOUND CODES	SIZES
9.DAFINE250	250ml
9.DAFINE	1000ml
9.DAFINE5L	5L

### INDUSTRIES & APPLICATIONS







# UNO PURE

## ULTRA FINISHING POLISH

UNO PURE is an ultra-fine abrasive polish designed for use on all tool types. The proprietary formula uses the latest in abrasive technology to produce the highest possible optical clarity and reflectivity. UNO PURE is ideal for very soft or haze-prone paints or can be used to create a show car finish. The absence of fillers, ease of use, and easy wipe-off ensure the best possible user experience. This body shop safe formula makes it the ideal solution for ultra-fine finishing for a variety of applications.

### CUT/GLOSS

CUT

GLOSS

### FEATURES AND BENEFITS

- Universal across all BigFoot Polishing System Movements
- Smooth user experience with easy wipe-off
- Unmatched finishing quality, even on the softest paint systems
- Validated for all paint types, including single-stage, clearcoat, hard, soft, or "sticky" paints
- No intentional filling ingredients or protection properties. Leaves the finish "PURE" and ready for the application of a protective product
- For best results, use with RUPES ULTRA-FINE white finishing foam pads

### TIPS FOR SUCCESS

- Properly decontaminate the surface prior to beginning any polishing procedure
- Clean pads frequently with compressed air or RUPES Claw Pad Tool to maintain consistent performance
- Do not over-saturate the pad with polish
- For best performance always use with RUPES white foam polishing pads
- Best for removal of extremely fine defects or finishing on softer paint systems

### POLISHING PADS

- 9.DA ULTRA-FINE WHITE FOAM PAD SERIES
- 9.MF ULTRA-FINE WHITE MICROFIBER PAD SERIES
- 9.BR ULTRA-FINE WHITE ROTARY FOAM PAD SERIES
- 9.WF ULTRA-FINE WHITE ROTARY WAFFLE PAD SERIES

9.DA SERIES | 9.BR SERIES | 9.MF SERIES



9.WF SERIES



### RECOMMENDED POLISHERS

**Random Orbital Polishers:** LHR21 Series, LHR15 Series, LHR75E Mini, LHR12E Duetto, Nano iBbrid, HLR75

**Gear Driven Polishers:** LK900E

**Rotary Polishers:** LH19E



RANDOM ORBITAL

GEAR DRIVEN

ROTARY

COMPOUND CODES	SIZES
9.PURE250	250ml
9.PURE	1000ml
9.PURE5L	5L

### INDUSTRIES & APPLICATIONS





# UNO PROTECT

## ONE STEP POLISH & SEALANT

UNO PROTECT is an all-in-one product designed to provide fast correction of moderate to fine defects while leaving a high quality finish and durable polymer protection in just one step. UNO PROTECT provides up to 90 days of protection and a high gloss shine. It is ideal for express detail services, high volume detailing operations, car dealerships or anyone looking for a fast solution to polish and protect in a single step. UNO PROTECT is compatible with foam, wool, and microfiber pads.



► **FEATURES AND BENEFITS**

- Removes moderate-to-light defects in one step and wipes off easily
- Polishes the surface to a high gloss shine
- Provides a protective layer that last up to 90 days
- Compatible with Random Orbital, Gear Driven, or Rotary tools
- Easily adjust the cut or finish quality by changing pads

► **TIPS FOR SUCCESS**

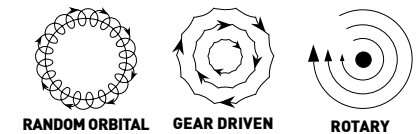
- RUPES yellow wool pads provide the best performance for defect removal and finishing
- Use RUPES yellow foam pads for light correction and gloss enhancement applications
- UNO PROTECT continues to cross-link over a period of up to 4 hours after use  
For best results it is recommended that the surface not be exposed to water during this time
- Use UNO PROTECT as a stand-alone one step solution, or as a second finishing step after compounding on more severely defected vehicles

MOVEMENT/TOOLS	POLISHING PAD TYPE	DEFECT LEVEL		
	White Pads (9.DA-9.BG-9.BR-9.WF-9.MF series)	Very light-none	Light	Moderate
	Yellow Pads (9.DA-9.BG-9.BR-9.WF series)			
	Yellow Pads (9.BW-9.MF series)			
	Blue Pads (9.BW-9.MF series)			

NOTE: In combination with BigFoot Polishing Pads

► **RECOMMENDED POLISHERS**

**Random Orbital Polishers:** LHR21 Series, LHR15 Series, LHR75E Mini, LHR12E Duetto, Nano iBbrid, HLR75 Mini iBrid  
**Gear Driven Polishers:** LK900E  
**Rotary Polishers:** LH19E



COMPOUND CODES	SIZES
9.PROTECT250	250ml
9.PROTECT	1000ml
9.PROTECT5L	5L

**INDUSTRIES & APPLICATIONS**





# UNO ADVANCED

## STAND ALONE PROTECTION & MAINTENANCE POLISH

UNO ADVANCED combines an incredible shine and extremely durable protection in one finishing polish. The proprietary formula features highly technical micro-abrasive technology fused with state-of-the-art nano protection. UNO ADVANCED removes minor imperfections while creating a durable layer of up to 12 months of protection. Use UNO ADVANCED as a stand-alone solution for light correction, gloss enhancement, and protection in one easy step, or as a follow up step after more aggressive compounding. UNO ADVANCED can be used safely on single stage and clear coat paint, gelcoat, powder coat, aluminum, and more.



► **FEATURES AND BENEFITS**

- Universal across all BigFoot Polishing System Movements
- Removes light surface imperfections from paint, gelcoat, lacquer, and similar surfaces
- Deposits an extremely durable layer of nano-protection that last for up to 12 months
- Use as a stand-alone product for light correction and protection in one step
- Use as a second step after more aggressive compounding to refine and protect the finish
- Use to maintain and restore a previously applied aged coating

► **TIPS FOR SUCCESS**

- Shake before first use, and before reloading your pad
- RUPES D-A ULTRA-FINE foam and microfiber pads are recommended for light correction and enhancement applications
- RUPES D-A MEDIUM wool yellow pad is recommended for increased defect removal
- UNO ADVANCED will cure over a period of 4-hours after application  
Avoid exposure to water during this time
- Allow UNO ADVANCED to dry on the surface for at least 15-minutes

MOVEMENT/TOOLS	POLISHING PAD TYPE	DEFECT LEVEL		
	White Pads (9.DA-9.BG-9.BR-9.WF-9.MF series)	Very light-none	Light	Moderate
	Yellow Pads (9.BW-9.MF series)			

NOTE: In combination with BigFoot Polishing Pads

► **RECOMMENDED POLISHERS**

**Random Orbital Polishers:** LHR21 Series, LHR15 Series, LHR75E Mini, LHR12E Duetto, Nano iBbrid, HLR75 Mini iBrid  
**Gear Driven Polishers:** LK900E  
**Rotary Polishers:** LH19E



COMPOUND CODES	SIZES
9.ADVANCED250	250ml
9.ADVANCED	1000ml
9.ADVANCED5L	5L

**INDUSTRIES & APPLICATIONS**







# MILLE COARSE

COARSE GEL COMPOUND

RUPES MILLE COARSE for gear-driven orbital polishers is a cutting compound formulated by RUPES using the latest generation abrasives. This versatile compound allows to correct severe defects and sanding marks, and represents the optimal solution for technicians who want to have a great performance and a smooth user experience with low dusting and easy wipe off on dark surfaces. This high-performance compound is the most aggressive in the Mille range and can be paired with the D-A COARSE blue foam or D-A COARSE blue wool pads to remove up to P1500 sanding marks and deeper defects and leave a wax-ready finish in just one step.

## CUT/GLOSS



## FEATURES AND BENEFITS

- High-performance cutting compound for gear-driven orbital polishers
- Durable lubrication system for an extended polishing cycle
- Low dusting formula reduces post-compound clean-up work
- One-step moderate-to-severe defect removal and finishing on most paints
- Sanding mark and severe defect removal

## TIPS FOR SUCCESS

- Properly decontaminate the surface prior to beginning any polishing procedure
- Clean pads frequently with compressed air or RUPES Claw Pad Tool to maintain consistent performance
- Do not over-saturate the pad with compound
- For best performance always use with RUPES polishing pads. Blue wool are recommended for maximum cutting, blue foam for lighter cutting

## POLISHING PADS

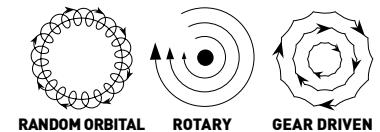
- 9.DA COARSE BLUE FOAM PADS SERIES
- 9.BW COARSE BLUE WOOL PADS SERIES
- 9.MF COARSE BLUE MICROFIBER PADS SERIES

9.DA SERIES | 9.BW SERIES | 9.MF SERIES



## RECOMMENDED POLISHERS

**Random Orbital Polishers:** LHR21 Series, LHR15 Series, LHR75E Mini, LHR12E Duetto, Nano iBrid, HLR75 Mini iBrid  
**Gear Driven Polishers:** LK900E  
**Rotary Polishers:** LH19E



COMPOUND CODES	SIZES
9.BGCOARSE250	250ml
9.BGCOARSE	1000ml
9.BGCOARSE5L	5L

## INDUSTRIES & APPLICATIONS





# MILLE COARSE BLACK LINE

SPECIFIC FOR DARK PAINT AND CARBON FIBER SURFACES

RUPES MILLE COARSE BLACK LINE is a cutting compound formulated by RUPES using the latest generation abrasives. This versatile and universal compound allows to correct severe defects and sanding marks, and represents the optimal solution for technicians who want to have a great performance and a smooth user experience with low dusting and easy wipe off on dark surfaces. Thanks to its dark color, the MILLE COARSE BLACK LINE compound residues will not be visible, making the wipe-off easier and quicker while improving the results.

## CUT/GLOSS

CUT



GLOSS



## FEATURES AND BENEFITS

- Specific for dark paint and carbon fiber surfaces
- High-performance cutting compound
- Durable lubrication system for an extended polishing cycle
- Low dusting formula reduces post-compound clean-up work
- One-step moderate-to-severe defect removal and finishing on most paints
- Sanding mark and severe defect removal

## TIPS FOR SUCCESS

- Properly decontaminate the surface prior to beginning any polishing procedure
- Clean pads frequently with compressed air or RUPES Claw Pad Tool to maintain consistent performance
- Do not over-saturate the pad with compound
- For best performance always use with RUPES polishing pads
- Blue wool or microfiber are recommended for maximum cutting, blue foam for lighter cutting

## POLISHING PADS

**9.DA** COARSE BLUE FOAM PADS SERIES

**9.BW** COARSE BLUE WOOL PADS SERIES

**9.MF** COARSE BLUE MICROFIBER PADS SERIES

9.DA SERIES | 9.BW SERIES



9.MF SERIES



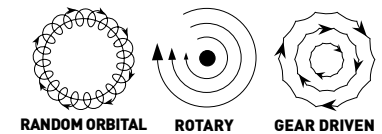
## RECOMMENDED POLISHERS

**Random Orbital Polishers:** LHR21 Series, LHR15 Series, LHR75E Mini, LHR12E Duetto,

Nano iBbrid, HLR75 Mini iBrid

**Gear Driven Polishers:** LK900E

**Rotary Polishers:** LH19E



COMPOUND CODES	SIZES
9.BGCOARSEBL	1000ml
9.BGCOARSEBL5L	5L

## INDUSTRIES & APPLICATIONS





# MILLE FINE

## FINE GEL COMPOUND

Premium micro-abrasives and a specialized lubrication system allow RUPES MILLE FINE Compound to remove moderate-to-fine imperfections, finish without holograms, and at the same time maintain the ideal operator experience. Each aspect of the MILLE FINE polishing compound was carefully considered to strike the ideal balance of smooth application and defect removing performance without compromise. Designed for gear-driven orbital polishers, MILLE FINE polishing compound is as a stand-alone solution for moderate or fine defect removal in one step, or as a follow-up step to a more aggressive cutting compound. Safe for all paint systems.

### ▶ CUT/GLOSS

CUT



GLOSS



### ▶ FEATURES AND BENEFITS

- Excellent cutting performance relative to most "fine" polishing compounds
- New micro-abrasive technology and proprietary blend enhance finishing ability
- Easy wipe-off, for fewer towel marks on soft paints or delicate surfaces
- Easy application when used with RUPES color-coordinated pad system
- One-step light defect removal and finishing on most paints
- Can also be excellent second step polish following MILLE COARSE compound

### ▶ TIPS FOR SUCCESS

- Properly decontaminate the surface prior to beginning any polishing procedure
- Clean pads frequently with compressed air or RUPES Claw Pad Tool to maintain consistent performance
- Do not over-saturate the pad with polish
- For best performance always use with RUPES polishing pads. Yellow wool or microfiber are recommended for heavier cutting, yellow foam for light defects and finishing
- If working on a severely defected surface use MILLE COARSE first to address deeper imperfections

### POLISHING PADS

9.DA FINE YELLOW FOAM PADS SERIES

9.BW FINE YELLOW WOOL PADS SERIES

9.MF FINE YELLOW MICROFIBER PADS SERIES

9.DA SERIES | 9.BW SERIES | 9.MF SERIES

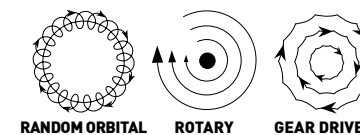


### ▶ RECOMMENDED POLISHERS

**Random Orbital Polishers:** LHR21 Series, LHR15 Series, LHR75E Mini, LHR12E Duetto, Nano iBbrid

**Gear Driven Polishers:** LK900E

**Rotary Polishers:** LH19E



RANDOM ORBITAL | ROTARY | GEAR DRIVEN

COMPOUND CODES	SIZES
9.BGFINE250	250ml
9.BGFINE	1000ml
9.BGFINE5L	5L

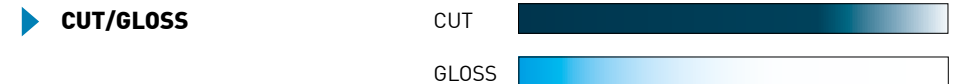
### INDUSTRIES & APPLICATIONS



# ROTARY COARSE

COARSE GEL COMPOUND

RUPES ROTARY COARSE compound is a high-performance polishing compound ideal for first-step compounding and sanding mark removal. The fast-cutting abrasives and specialized formula allow for the rapid removal of defects and scratches when paired with any of the RUPES ROTARY COARSE blue foam or rotary wool pads. ROTARY COARSE compound is highly effective in restoring paints and creating a high level of gloss. The quality of finish ROTARY COARSE compound reduces the typical number of polishing steps compared to traditional rotary polishing systems which rely on antiquated abrasives and oily fillers.



► **FEATURES AND BENEFITS**


- Corrects severe scratches and up-to-P1500 sanding marks
- Leaves a higher gloss finish than competitive coarse cutting compounds
- Reduces the number of required follow up steps to achieve a deliverable finish
- Excellent performance on paint, gelcoat, lacquer, and urethane
- Low dusting with easy wipe off
- Bodyshop safe formula can be used on fresh or fully cured paint surfaces

► **TIPS FOR SUCCESS**

- Properly decontaminate the surface prior to beginning any polishing procedure
- Clean pads frequently with compressed air or RUPES Claw Pad Tool to maintain consistent performance
- Do not over-saturate the pad with compound
- For best performance always use with RUPES polishing pads
- Rotary wool pads are recommended for maximum cutting, blue foam for lighter cutting
- If addressing mild surface defects ROTARY FINE is recommended in place of ROTARY COARSE

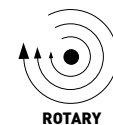
**POLISHING PADS**

- 9.BR COARSE BLUE FOAM PADS SERIES
- 9.WF COARSE BLUE WAFFLE PADS SERIES
- 9.BLH COARSE BLUE WOOL PADS SERIES
- 9.BLF COARSE BLUE WOOL PADS SERIES



► **RECOMMENDED POLISHERS**

Rotary Polishers: LH19E



COMPOUND CODES	SIZES
9.BRCOARSE250	250ml
9.BRCOARSE	1000ml
9.BRCOARSE5L	5L

**INDUSTRIES & APPLICATIONS**





# ROTARY COARSE BLACK LINE

SPECIFIC FOR DARK PAINT AND CARBON FIBER SURFACES


RUPES ROTARY COARSE BLACK LINE is a high-performance polishing compound ideal for first-step compounding and sanding mark removal. The fast-cutting abrasives and specialized formula allow for the rapid removal of defects and scratches when paired with any of the RUPES rotary coarse blue foam or rotary wool pads. ROTARY COARSE compound is highly effective in restoring paints and creating a high level of gloss. The quality of finish ROTARY COARSE Compound reduces the typical number of polishing steps compared to traditional rotary polishing systems which rely on antiquated abrasives and oily fillers. Thanks to its dark color, the RUPES ROTARY COARSE BLACK LINE compound residues will not be visible, making the wipe-off easier and quicker while improving the results.

## CUT/GLOSS

CUT



GLOSS



## FEATURES AND BENEFITS

- Specific for dark paint and carbon fiber surfaces Corrects severe scratches and up-to-P1500 sanding marks
- Leaves a higher gloss finish than competitive coarse cutting compounds
- Reduces the number of required follow up steps to achieve a deliverable finish
- Excellent performance on paint, gelcoat, lacquer, and urethane
- Low dusting with easy wipe off
- Bodyshop safe formula can be used on fresh or fully cured paint surfaces

## TIPS FOR SUCCESS

- Properly decontaminate the surface prior to beginning any polishing procedure
- Clean pads frequently with compressed air or RUPES Claw Pad Tool to maintain consistent performance
- Do not over-saturate the pad with compound
- For best performance always use with RUPES polishing pads
  - Rotary wool pads are recommended for maximum cutting, blue foam for lighter cutting
- If addressing mild surface defects ROTARY FINE is recommended

## POLISHING PADS

9.BR COARSE BLUE FOAM PADS SERIES

9.WF COARSE BLUE WAFFLE PADS SERIES


9.BLH COARSE BLUE WOOL PADS SERIES

9.BLF COARSE BLUE WOOL PADS SERIES


9.BR SERIES



9.WF SERIES



9.BLH SERIES

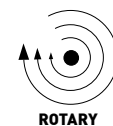


9.BLF SERIES



## RECOMMENDED POLISHERS

Rotary Polishers: LH19E



COMPOUND CODES	SIZES
9.BRCOARSEBL	1000ml
9.BRCOARSEBL5L	5L

## INDUSTRIES & APPLICATIONS



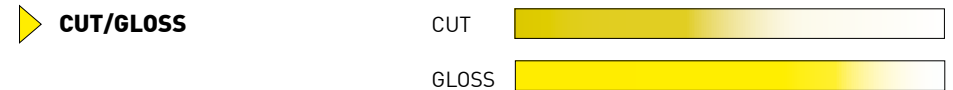




# ROTARY FINE

FINE GEL COMPOUND

RUPES ROTARY FINE compound quickly removes mild-to-moderate defects and haze while creating a very high-gloss finish. It is the ideal step to follow compounding or to create a wax-ready shine on most paints. Specialized micro-abrasives in the RUPES proprietary blended formula have been developed to remove up-to-P3000 grade sand marks in as little as one step. ROTARY FINE polish, when paired with RUPES rotary fine yellow foam pads, smooths the surface to brilliant shine. For the ultimate rotary polishing experience, pair both the fine pad and polish with the BigFoot LH19E Rotary Polisher to make high-gloss polishing effortless.



## ▶ FEATURES AND BENEFITS

- Corrects moderate-to-fine scratches and P3000 sanding marks
- Produces extremely high gloss on most surfaces
- Perfect solution for a follow-up to a more aggressive cutting compound
- Delivers a smooth operator experience
- Low dusting with easy wipe off
- Bodyshop safe formula can be used on fresh or fully cured paint surfaces

## ▶ TIPS FOR SUCCESS

- Properly decontaminate the surface prior to beginning any polishing procedure
- Clean pads frequently with compressed air or RUPES Claw Pad Tool to maintain consistent performance
- Do not over-saturate the pad with compound
- For best performance always use with RUPES polishing pads
- Rotary wool pads are recommended for maximum cutting, blue foam for lighter cutting
- If addressing mild surface defects ROTARY FINE is recommended in place of ROTARY COARSE

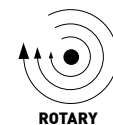
## POLISHING PADS

- 9.BR YELLOW FINE FOAM PADS SERIES**
- 9.MF FINE YELLOW MICROFIBER PADS SERIES**
- 9.WF FINE YELLOW ROTARY WAFFLE PADS SERIES**



## ▶ RECOMMENDED POLISHERS

Rotary Polishers: LH19E



ROTARY

COMPOUND CODES	SIZES
9.BRFINE250	250ml
9.BRFINE	1000ml
9.BRFINE5L	5L

## INDUSTRIES & APPLICATIONS





# XC-1 MARINE

MARINE POLISHING COMPOUND

XC-1 MARINE is a cut and finish high performance one-step compound, suitable for every type of surface in the marine environment: gelcoat, paint and composite. It can easily remove P1500 or finer sanding marks, providing at the same time a shine surface. It represents the best compound for shipyards, which want to optimize time and money, delivering an excellent result. XC-1 Marine is a silicon free compound specifically formulated for Rupes Random Orbital LHR series and gear driven LK900 polishers. It restores the gloss of gelcoat surfaces and heavily deteriorated or oxidized lacquers, on both dark and light colors, with impressive efficiency. Moreover, It can be used to polish a brand new surface to deliver an extra gloss. Rupes strongly recommend combining the XC-1 MARINE compound with wool pads, as the 9.BW COARSE series, to get the best cut and the best gloss on every type of surface.

## CUT/GLOSS



## FEATURES AND BENEFITS

- High-performance cutting compound
- Durable lubrication system for an extended polishing cycle
- Low dusting formula reduces post-compound clean-up work
- One-step moderate-to-severe defect removal and finishing on most paints
- Sanding mark and severe defect removal

## POLISHING PADS

- 9.DA COARSE BLUE FOAM PADS SERIES
- 9.BR COARSE BLUE FOAM PADS SERIES
- 9.WF COARSE BLUE WAFFLE PADS SERIES
- 9.BW COARSE BLUE WOOL FOAM PADS SERIES
- 9.BLH COARSE BLUE WOOL FOAM PADS SERIES
- 9.BLF COARSE BLUE WOOL FOAM PADS SERIES
- 9.MF COARSE BLUE MICROFIBER PADS SERIES



## RECOMMENDED POLISHERS

**Random orbital Polishers:** LHR21 Series, LHR15 Series, LHR75E Mini, LHR12E Duetto, Nano iBbrid  
**Gear Driven:** LK900E  
**Rotary Polishers:** LH19E



COMPOUND CODES	SIZES
9.XC1	1000ml
9.XC1T	5L

## INDUSTRIES & APPLICATIONS





# REVEAL LITE

RESIDUE REMOVER FOR SOFT PAINT

REVEAL LITE is surface preparation and cleaning spray specifically formulated to remove compound and polish oils, residues, waxes, non-durable fillers, and other surface contamination remaining on surfaces before or after correction. It also works great as an exterior glass cleaner!

## ▶ TIPS FOR SUCCESS

1. Spray onto a towel then wipe, do not spray directly on the surface, especially if surface is freshly painted
2. Wipe immediately with a clean, soft, microfiber polishing cloth until dry
3. Inspect surface and repeat treatment as necessary

REVEAL CODES	SIZES
9.REVEALM750	750ml
9.REVEALM5L	5L

## INDUSTRIES & APPLICATIONS





# REVEAL STRONG

RESIDUE REMOVER FOR HARD PAINT

REVEAL STRONG is formulated to remove the most stubborn residues, durable fillers, adhesives, surface oils; REVEAL STRONG shows you the true nature of the surface by removing anything that can mask defects. The powerful formula is intended only for use on fully cured paint, hard and chemical resistant surfaces, or similar applications

## ► TIPS FOR SUCCESS

1. Spray onto a towel then wipe, do not spray directly on the surface. Do not use on freshly painted surface
2. Wipe immediately with a clean, soft, microfiber polishing cloth until dry
3. Inspect surface and repeat treatment as necessary

REVEAL CODES	SIZES
9.REVEALH750	750ml
9.REVEALH5L	5L

## INDUSTRIES & APPLICATIONS



**D-A SERIES**

**POLISHING FOAM PADS**

FOR RANDOM ORBITAL E GEAR DRIVEN POLISHERS







# D-A COARSE

## HIGH PERFORMANCE COARSE CUTTING FOAM PAD

The D-A COARSE foam pad is specially designed to be used with both random orbital and gear-driven tools. The unique open-cell foam material removes mild to severe defects from most paint systems when paired with RUPES D-A COARSE compound.



► **TIPS FOR SUCCESS**

- Clean pads frequently during use with compressed air, a vacuum, or RUPES Claw Pad Tool to maintain consistent performance
- Do not over-saturate the pad with compound. Too much compound can lead to diminished performance
- After use clean with warm water and a mild soap, rinse well to remove residues, air dry
- Avoid the use of solvent-based compounds and cleaners to prevent damage to the foams cell structure

► **RECOMMENDED COMPOUNDS**

D-A COARSE



MILLE COARSE



MILLE COARSE  
BLACK LINE



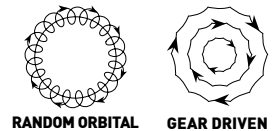
XC-1



► **RECOMMENDED POLISHERS**

**Random Orbital Polishers:** LHR21 Series, LHR15 Series, LHR75E Mini, LHR12E Duetto, Nano iBbrid, LHR75 Mini iBrid

**Gear Driven Polishers:** LK900E



RANDOM ORBITAL    GEAR DRIVEN



PAD PROFILE

PADS CODES	SIZES
9.DA40H	Ø35-40mm (1"-1.5")
9.DA70H	Ø50-70mm (2"-3")
9.DA100H	Ø80-100mm (3"-4")
9.DA150H	Ø130-150mm (5"-6")
9.DA180H	Ø150-180mm (6"-7")

**INDUSTRIES & APPLICATIONS**





# D-A FINE

## HIGH PERFORMANCE FINE POLISHING FOAM PAD

The D-A FINE foam pad delivers an effective rate of defect removal and capability for high-gloss finishing on most paint systems. Pair with RUPES D-A FINE polishing compound for moderate to fine defect removal, paint refinement, or final finishing after heavy compounding steps.

### CUT/GLOSS



### TIPS FOR SUCCESS

- Clean pads frequently during use with compressed air, a vacuum, or RUPES Claw Pad Tool to maintain consistent performance
- Do not over-saturate the pad with compound. Too much compound can lead to diminished performance
- Avoid the use of solvent-based compounds and cleaners to prevent damage to the foams cell structure

### RECOMMENDED COMPOUNDS

D-A FINE



MILLE FINE



UNO PROTECT



UNO ADVANCED



### RECOMMENDED POLISHERS

**Random Orbital Polishers:** LHR21 Series, LHR15 Series, LHR75E Mini, LHR12E Duetto, Nano iBbrid, HLR75 Mini iBrid  
**Gear Driven Polishers:** LK900E



RANDOM ORBITAL



GEAR DRIVEN



PAD PROFILE

PADS CODES	SIZES
9.DA40M	Ø35-40mm (1"-1.5")
9.DA70M	Ø50-70mm (2"-3")
9.DA100M	Ø80-100mm (3"-4")
9.DA150M	Ø130-150mm (5"-6")
9.DA180M	Ø150-180mm (6"-7")

### INDUSTRIES & APPLICATIONS





# D-A ULTRA-FINE

## HIGH PERFORMANCE ULTRA-FINE POLISHING FOAM PAD

The D-A ULTRAFINE foam pad is designed for ultra-high gloss finishing and polishing haze-prone on very soft paint surfaces. It can also be used for the application of sealants or waxes. Pair it with UNO PURE polish to remove extremely fine defects or to bring out a show car level finish.

▷ **CUT/GLOSS**

CUT

GLOSS

▷ **TIPS FOR SUCCESS**

- Clean pads frequently during use with compressed air, a vacuum, or RUPES Claw Pad Tool to maintain consistent performance
- Do not over-saturate the pad with compound Too much compound can lead to diminished performance
- Avoid the use of solvent-based compounds and cleaners to prevent damage to the foams cell structure
- Use to machines apply waxes or sealants when no correction is required

▷ **POLISHING COMPOUNDS**

**UNO PURE**



**UNO PROTECT**

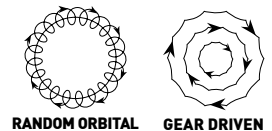


**UNO ADVANCED**



▷ **RECOMMENDED POLISHERS**

**Random Orbital Polishers:** LHR21 Series, LHR15 Series, LHR75E Mini, LHR12E Duetto, Nano iBbrid, HLR75 Mini iBrid  
**Gear Driven Polishers:** LK900E



PADS CODES	SIZES
9.DA40S	Ø30-40mm (1.25"-1.5")
9.DA70S	Ø50-70mm (2"-3")
9.DA100S	Ø80-100mm (3"-4")
9.DA150S	Ø130-150mm (5"-6")
9.DA180S	Ø150-180mm (6"-7")

**INDUSTRIES & APPLICATIONS**



# D-A SERIES WOOL POLISHING PADS

FOR RANDOM ORBITAL E GEAR DRIVEN POLISHERS







# D-A COARSE

## WOOL POLISHING PAD

The D-A COARSE wool pad is constructed using two distinct fiber lengths creating a dual density wool surface and a specific visible pattern. More than just an aesthetic detail, this configuration provides a great balance of cutting power and finishing ability when compared to traditional or single density wool pads.

### CUT/GLOSS



### TIPS FOR SUCCESS

- Always prime the pad by applying a thin, even layer of compound over the entire face before use
- Use small amounts to reload the pad
- Over-saturating the pad with compound can lead to diminished performance
- Clean pads frequently during use with compressed air, a vacuum, or RUPES Claw Pad Tool to maintain consistent performance

### RECOMMENDED COMPOUNDS

#### D-A COARSE



#### MILLE COARSE



#### MILLE COARSE BLACK LINE

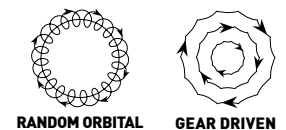


#### XC-1



### RECOMMENDED POLISHERS

**Random orbital Polishers:** LHR21 Series, LHR15 Series, LHR75E Mini, LHR12E Duetto, Nano iBbrid, HLR75 Mini iBrid  
**Gear Driven:** LK900E



PADS CODES	SIZES
9.BW40H	Ø30-45mm (1" - 1.5") for iBrid nano
9.BW70H	Ø50-65mm (2" - 2.5") for iBrid nano
9.BW100H	Ø80-90mm (3" - 3.5")
9.BW150H	Ø130-145mm (5" - 5.7")
9.BW180H	Ø150-170mm (6" - 6.75")

### INDUSTRIES & APPLICATIONS







## D-A MEDIUM WOOL POLISHING PAD

The D-A MEDIUM wool Pwwad is composed by a soft and flexible wool, paired with a soft and flexible yellow foam backing and provides excellent cutting of moderate defects, excellent finishing ability on most surfaces.

### ► CUT/GLOSS

CUT

GLOSS

### ► TIPS FOR SUCCESS

- Always prime the pad by applying a thin, even layer of compound over the entire face before use
- Use small amounts to reload the pad
- Over-saturating the pad with compound can lead to diminished performance
- Clean pads frequently during use with compressed air, a vacuum, or RUPES Claw Pad Tool to maintain consistent performance

### ► RECOMMENDED COMPOUNDS

D-A FINE



MILLE FINE



UNO PROTECT



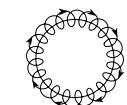
UNO ADVANCED



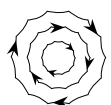
### ► RECOMMENDED POLISHERS

**Random orbital Polishers:** LHR21 Series, LHR15 Series, LHR75E Mini, LHR12E Duetto, Nano iBrid, HLR75 Mini iBrid

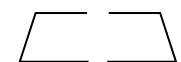
**Gear Driven:** LK900E



RANDOM ORBITAL



GEAR DRIVEN



PAD PROFILE

PADS CODES	SIZES
9.BW40M	Ø30-45mm (1" - 1.5") for iBrid nano
9.BW70M	Ø50-65mm (2" - 2.5") for iBrid nano
9.BW100M	Ø80-90mm (3" - 3.5")
9.BW150M	Ø130-145mm (5" - 5.7")
9.BW180M	Ø150-170mm (6" - 6.75")

### INDUSTRIES & APPLICATIONS



# D-A SERIES MICROFIBER POLISHING PADS

FOR RANDOM ORBITAL E GEAR DRIVEN POLISHERS



# D-A COARSE

## EXTREME CUT MICROFIBER PAD

The D-A COARSE EXTREME CUT microfiber pad for Dual Action polishers is specially designed to rapidly remove severe defects, sanding marks, scratches on fully cured or harder paint systems, and flat solid surfaces. The density and lateral stability of the foam interface, coupled with the specialized microfiber material, means fast cutting for dual-action random orbital and gear-driven orbital tools. Pair with RUPES D-A COARSE compound and experience our fastest defect removal for any of our dual-action BigFoot polishing tools.



### CUT/GLOSS

CUT

GLOSS

### TIPS FOR SUCCESS

- Prime the pad by applying a thin, even layer of compound to the face before the first use
- Reload the pad with small amounts of compound, typically only a few drops. Over-saturating the pad with compound can lead to diminished performance
- Clean pads frequently during use with compressed air, a vacuum, or RUPES Claw Pad Tool to maintain consistent performance
- After use, clean with warm water and a mild soap, rinse well to remove residues, air dry
- Best use on factory-applied paint. Not recommended on fresh paint
- Not recommended for use with rotary tools
- Apply up to 30/45 second cycle time in an area no larger than six times the pad diameter
- Use minimum two pads per vehicle, swapping in 15 minutes intervals

### RECOMMENDED COMPOUNDS

D-A COARSE

MILLE COARSE

MILLE COARSE  
BLACK LINE

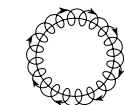
XC-1



### RECOMMENDED POLISHERS

**Random orbital Polishers:** LHR21 Series, LHR15 Series, LHR75E Mini, LHR12E Duetto, Nano iBbrid, HLR75 Mini iBrid

**Gear Driven:** LK900E



RANDOM ORBITAL



GEAR DRIVEN



PAD PROFILE

PADS CODES	SIZES
9.MF80H	Ø85 mm (3")
9.MF135H	Ø135 mm (5")
9.MF160H	Ø160 mm (6")

### INDUSTRIES & APPLICATIONS





## D-A FINE MICROFIBER POLISHING PAD

The D-A FINE ,microfiber polishing pads for Dual Action polishers, are specially designed for the removal of moderate defects, swirls, haze and holograms on fully cured paint. Specialized microfiber material bonded to a semi-flexible foam backing allow for better control and contouring over varied panel shapes with an ideal balance of cutting and finishing ability. Combined with RUPES D-A FINE compound, the D-A FINE microfiber pad delivers quick removal of moderate defects and a high degree of finish quality on most paint systems.

### ▶ CUT/GLOSS

CUT



GLOSS



### ▶ TIPS FOR SUCCESS

- Prime the pad by applying a thin, even layer of compound to the face before the first use
- Reload the pad with small amounts of compound, typically only a few drops. Over-saturating the pad with compound can lead to diminished performance
- Clean pads frequently during use with compressed air, a vacuum, or RUPES Claw Pad Tool to maintain consistent performance
- After use, clean with warm water and a mild soap, rinse well to remove residues, air dry
- Best use on factory-applied paint
- Not recommended on fresh paint. Not recommended for use with rotary tools
- Apply up to 30/45 second cycle time in an area no larger than six times the pad diameter
- Use minimum two pads per vehicle, swapping in 15 minutes intervals

### ▶ RECOMMENDED COMPOUNDS

D-A FINE



MILLE FINE



UNO PROTECT

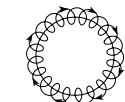


UNO ADVANCED



### ▶ RECOMMENDED POLISHERS


**Random orbital Polishers:** LHR21 Series, LHR15 Series, LHR75E Mini, LHR12E Duetto, Nano iBbrid, HLR75 Mini iBrid  
**Gear Driven:** LK900E



RANDOM ORBITAL



GEAR DRIVEN



PAD PROFILE

PADS CODES	SIZES
9.MF80M	Ø85 mm (3")
9.MF135M	Ø135 mm (5")
9.MF160M	Ø160 mm (6")

### INDUSTRIES & APPLICATIONS







## D-A ULTRA-FINE MICROFIBER POLISHING PAD

Boost the cutting power for finishing on hard paint with the D-A ULTRA-FINE microfiber polishing pads. The unique microfiber polishing material, combined with an extremely soft foam interface, allows this pad to boost the defect removing power of ultra-fine polishes, like RUPES UNO PURE, while still delivering a consistent and clear finish on medium-to-hard clear coats.


Use with RUPES UNO PROTECT to remove moderate defects, polish the surface, and deposit durable polymeizr protection in one easy step.

### ▷ CUT/GLOSS

CUT



GLOSS



### ▷ TIPS FOR SUCCESS

- Prime the pad by applying a thin, even layer of compound to the face before the first use
- Reload the pad with small amounts of compound, typically only a few drops. Over-saturating the pad with compound can lead to diminished performance
- Clean pads frequently during use with compressed air, a vacuum, or RUPES Claw Pad Tool to maintain consistent performance
- After use, clean with warm water and a mild soap, rinse well to remove residues, air dry
- Best use on factory-applied paint
- Not recommended on fresh paint. Not recommended for use with rotary tools
- Apply up to 30/45 second cycle time in an area no larger than six times the pad diameter
- Use minimum two pads per vehicle, swapping in 15 minutes intervals

### ▷ RECOMMENDED COMPOUNDS

#### UNO PURE



#### UNO PROTECT



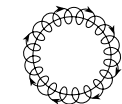
#### UNO ADVANCED



### ▷ RECOMMENDED POLISHERS

**Random Orbital Polishers:** LHR21 Series, LHR15 Series, LHR75E Mini, LHR12E Duetto, Nano iBbrid, HLR75 Mini iBrid


**Gear Driven Polishers:** LK900E



RANDOM ORBITAL



GEAR DRIVEN



PAD PROFILE

PADS CODES	SIZES
9.MF80S	Ø85 mm (3")
9.MF135S	Ø135 mm (5")
9.MF160S	Ø160 mm (6")

### INDUSTRIES & APPLICATIONS





# ROTARY WAFFLE

## FOAM PADS

FOR ROTARY POLISHERS



# ROTARY WAFFLE COARSE

FOAM POLISHING PAD

The ROTARY WAFFLE COARSE pad provides rotational stability and a great manage heat build-up. The result is the fast removal of sanding marks and surface defects along with the creation of a high-gloss finish that requires only minimal follow up polishing.



## ▶ CUT/GLOSS

CUT



GLOSS



## ▶ TIPS FOR SUCCESS

- Pair this pad with RUPES ROTARY COARSE compound for best results
- Always prime the pad first to ensure a smooth experience from initial application
- Use small amounts of compound to reload the pad; oversaturating will lead to diminished performance
- Clean pads frequently during use with compressed air, a vacuum, or RUPES Claw Pad Tool to maintain consistent performance
- Using metal spurs or hard tools to clean pads will cause damage and shorten pad life  
After use: clean with warm water and a mild soap, rinse well to remove residues, air dry

## ▶ RECOMMENDED COMPOUNDS

ROTARY COARSE



ROTARY COARSE  
BLACK LINE



## ▶ RECOMMENDED POLISHERS

Rotary Polisher: LH19E

PADS CODES	SIZES
9.BR90H	Ø80mm (3.15")
9.BR150H	Ø135mm (5.25")
9.BR180H	Ø160mm (6.25")
9.BR200H	Ø180mm (7")



ROTARY



PAD PROFILE

## INDUSTRIES & APPLICATIONS



**NOTE:** All pads are individually packaged in a transparent flow pack for UV / dust / humidity protection

# ROTARY WAFFLE FINE

FOAM POLISHING PAD

ROTARY WAFFLE FINE pads are engineered specifically for the rotary polisher's movement. This pad eliminates moderate surface defects and restores gloss. The foam structure and profile provide rotational stability, a great manage heat build-up and a smooth operator experience.

## ▶ CUT/GLOSS

CUT 

GLOSS 

## ▶ TIPS FOR SUCCESS

- Pair this pad with RUPES ROTARY FINE compound for best results
- Always prime the pad first to ensure a smooth experience from initial application
- Use small amounts of compound to reload the pad; oversaturating will lead to diminished performance
- Clean pads frequently during use with compressed air, a vacuum, or RUPES Claw Pad Tool to maintain consistent performance
- Using metal spurs or hard tools to clean pads will cause damage and shorten pad life
- After use: clean with warm water and a mild soap, rinse well to remove residues, air dry

## ▶ RECOMMENDED COMPOUNDS

ROTARY FINE



UNO PROTECT



UNO ADVANCED



## ▶ RECOMMENDED POLISHERS

Rotary Polisher: LH19E



PADS CODES	SIZES
9.BR90M	Ø80mm (3.15")
9.BR150M	Ø135mm (5.25")
9.BR180M	Ø160mm (6.25")
9.BR200M	Ø180 mm (7")

## INDUSTRIES & APPLICATIONS



**NOTE:** All pads are individually packaged in a transparent flow pack for UV / dust / humidity protection

# ROTARY WAFFLE ULTRA-FINE

FOAM POLISHING PAD

ROTARY WAFFLE ULTRA-FINE pads deliver the highest gloss possible on painted and solid surfaces. The premium foam construction maximizes the ability of any fine polish on rotary polishers. This pad is ideal for removing haze or light paint defects, to maximize clarity and shine.

## ▷ CUT/GLOSS

CUT 

GLOSS 

## ▷ TIPS FOR SUCCESS

- Pair this pad with RUPES UNO PURE polish for best results
- Always prime the pad first to ensure a smooth experience from initial application
- Use small amounts of compound to reload the pad; oversaturating will lead to diminished performance
- Clean pads frequently during use with compressed air, a vacuum, or RUPES Claw Pad Tool to maintain consistent performance
- Using metal spurs are hard tools to clean pads will cause damage and shorten pad life
- After use: clean with warm water and a mild soap, rinse well to remove residues, air dry

## ▷ RECOMMENDED COMPOUNDS

UNO PURE



UNO PROTECT



UNO ADVANCED



## ▷ RECOMMENDED POLISHERS

Rotary Polisher: LH19E



PADS CODES	SIZES
9.BR90S	Ø80mm (3.15")
9.BR150S	Ø135mm (5.25")
9.BR180S	Ø160mm (6.25")
9.BR200S	Ø180mm (7")

## INDUSTRIES & APPLICATIONS



**NOTE:** All pads are individually packaged in a transparent flow pack for UV / dust / humidity protection

# ROTARY FOAM POLISHING PADS

FOR ROTARY POLISHERS







# ROTARY COARSE

FOAM POLISHING PAD

RUPES ROTARY COARSE foam pads deliver aggressive polishing action without sacrificing the comfort you experience or the finish quality you create with RUPES ROTARY COARSE foam pads. Made from a proprietary foam, these pads provide rotational stability and manage heat build-up. RUPES ROTARY COARSE foam polishing pads were developed with RUPES ROTARY COARSE compound to create a color-coordinated, highly synchronized system. The result is the fast removal of sanding marks and surface defects along with the creation of a high-gloss finish that requires only minimal follow up polishing.

## CUT/GLOSS

CUT



GLOSS



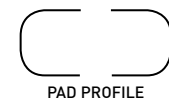
## TIPS FOR SUCCESS

- Pair this pad with RUPES ROTARY COARSE compound for best results
- Always prime the pad first to ensure a smooth experience from initial application
- Use small amounts of compound to reload the pad; oversaturating will lead to diminished performance
- Clean pads frequently during use with compressed air, a vacuum, or RUPES Claw Pad Tool to maintain consistent performance
- Using metal spurs or hard tools to clean pads will cause damage and shorten pad life  
After use: clean with warm water and a mild soap, rinse well to remove residues, air dry

## RECOMMENDED COMPOUNDS

ROTARY COARSE

ROTARY COARSE  
BLACK LINE



PAD PROFILE

## RECOMMENDED POLISHERS

Rotary Polisher: LH19E



PADS CODES	SIZES
9.BR90H	Ø80mm (3.15")
9.BR150H	Ø135mm (5.25")
9.BR180H	Ø160mm (6.25")
9.BR200H	Ø180mm (7")

## INDUSTRIES & APPLICATIONS







# ROTARY FINE

FOAM POLISHING PAD

RUPES ROTARY FINE foam pads are engineered specifically for the rotary polisher's movement and optimized for the color-coordinated yellow RUPES ROTARY FINE polishing compound. This pad eliminates moderate surface defects and restores gloss. The foam structure and profile provide rotational stability and a smooth operator experience. The RUPES ROTARY FINE foam polishing pads is designed for use on the BigFoot LH19E Rotary Polisher but it is also compatible with all rotary polishers using hook and loop attachment.

▶ **CUT/GLOSS**

CUT 

GLOSS 

▶ **TIPS FOR SUCCESS**

- Pair this pad with RUPES ROTARY FINE compound for best results
- Always prime the pad first to ensure a smooth experience from initial application
- Use small amounts of compound to reload the pad; oversaturating will lead to diminished performance
- Clean pads frequently during use with compressed air, a vacuum, or RUPES Claw Pad Tool to maintain consistent performance
- Using metal spurs are hard tools to clean pads will cause damage and shorten pad life
- After use: clean with warm water and a mild soap, rinse well to remove residues, air dry

▶ **RECOMMENDED COMPOUNDS**

ROTARY FINE

UNO PROTECT

UNO ADVANCED



▶ **RECOMMENDED POLISHERS**

Rotary Polisher: LH19E



PADS CODES	SIZES
9.BR90M	Ø80mm (3.15")
9.BR150M	Ø135mm (5.25")
9.BR180M	Ø160mm (6.25")
9.BR200M	Ø180 mm (7")

**INDUSTRIES & APPLICATIONS**





# ROTARY ULTRA-FINE

FOAM POLISHING PAD

RUPES ROTARY ULTRA-FINE foam polishing pads deliver the highest gloss possible on painted and solid surfaces. The premium foam construction maximizes the ability of any fine polish on rotary polishers; however, the results are particularly stunning when teamed with RUPES UNO PURE finishing polish. This pad is ideal for removing haze or light paint defects while mechanically polishing the surface to maximize clarity and shine. This incredible pad is soft and gentle to the most delicate paints while providing exceptional stability and durability.

## ▷ CUT/GLOSS

CUT

GLOSS

## ▷ TIPS FOR SUCCESS

- Pair this pad with RUPES UNO PURE polish for best results
- Always prime the pad first to ensure a smooth experience from initial application
- Use small amounts of compound to reload the pad; oversaturating will lead to diminished performance
- Clean pads frequently during use with compressed air, a vacuum, or RUPES Claw Pad Tool to maintain consistent performance
- Using metal spurs are hard tools to clean pads will cause damage and shorten pad life
- After use: clean with warm water and a mild soap, rinse well to remove residues, air dry

## ▷ RECOMMENDED COMPOUNDS

UNO PURE

UNO PROTECT

UNO ADVANCED



## ▷ RECOMMENDED POLISHERS

Rotary Polisher: LH19E



PADS CODES	SIZES
9.BR90S	Ø80mm (3.15")
9.BR150S	Ø135mm (5.25")
9.BR180S	Ø160mm (6.25")
9.BR200S	Ø180mm (7")

## INDUSTRIES & APPLICATIONS





The image features two wool polishing pads against a black background. On the left is a pad with a blue and white speckled pattern. On the right is a plain white pad. The text is overlaid on the black background.

# **WOOL POLISHING PADS**

FOR ROTARY POLISHERS

# ROTARY COARSE WOOL POLISHING PAD

FOR ROTARY POLISHERS

Designed to provide impressive cutting speed, reduced risk of rotary swirls and improved process efficiency while maintaining a smooth, vibration-free, operator experience. The RUPES twisted natural wool pads for rotary are available in three sizes and are compatible with virtually all rotary polishing tools on the market today. Each RUPES twisted natural wool pad is constructed of a premium blend of 100% natural lamb's wool. No synthetic fibers or fillers are used in the construction of the pad and each strand is steam set to ensure consistency and fastness of color. The RUPES twisted natural wool pads were developed to optimize the performance of RUPES ROTARY COARSE compound in a variety of applications and industries.

## ▶ CUT/GLOSS



## ▶ TIPS FOR SUCCESS

- Pair this pad with RUPES ROTARY COARSE compound
- Always prime the pad first to ensure a smooth experience from initial application
- Use small amounts of compound to reload the pad; oversaturating will lead to diminished performance
- Clean pads frequently during use with compressed air, a vacuum, or RUPES Claw Pad Tool to maintain consistent performance
- Using metal spurs are hard tools to clean pads will cause damage and shorten pad life.
- After use: clean with warm water and a mild soap, rinse well to remove residues, air dry

## ▶ RECOMMENDED COMPOUNDS

ROTARY COARSE



ROTARY COARSE  
BLACK LINE



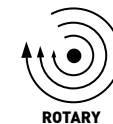
XC-1




## ▶ RECOMMENDED POLISHERS

Rotary Polisher: LH19E

PADS CODES	SIZES
9.BL230H	Ø165mm (6.5")
9.BL200H	Ø150mm (Ø6")
9.BL180H	Ø125mm (Ø5")



ROTARY



PAD PROFILE

## INDUSTRIES & APPLICATIONS



**NOTE:** All pads are individually packaged in a transparent flow pack for UV / dust / humidity protection

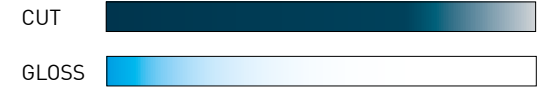


# ROTARY CUT & FINISH WOOL POLISHING PAD

FOR ROTARY POLISHERS

RUPES ROTARY CUT&FINISH wool pads use only the highest-quality genuine merino wool fibers refined to a consistent 20mm length, assembled in an extremely dense pattern, onto a specially designed foam cushion to deliver an optimized balance between cut and finish. The unique design allows the operator to manipulate the pad in several applications and contour to panel shapes without risk of damage to the surface or uneven cut. The RUPES ROTARY CUT&FINISH pads are compatible with virtually all rotary-style polishers, but perform best with a low speed/high torque tool like the BigFoot LH19E.

## ▷ CUT/GLOSS



## ▷ TIPS FOR SUCCESS

- Pair this pad with RUPES ROTARY COARSE compound
- Always prime the pad first to ensure a smooth experience from initial application
- Use small amounts of compound to reload the pad; oversaturating will lead to diminished performance
- Clean pads frequently during use with compressed air, a vacuum, or RUPES Claw Pad Tool to maintain consistent performance
- Using metal spurs are hard tools to clean pads will cause damage and shorten pad life
- After use: clean with warm water and a mild soap, rinse well to remove residues, air dry

## ▷ RECOMMENDED COMPOUNDS

ROTARY COARSE



ROTARY COARSE  
BLACK LINE



XC-1



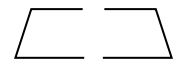
## ▷ RECOMMENDED POLISHERS

Rotary Polisher: LH19E

PADS CODES	SIZES
9.BL200F	Ø165mm (6.5")
9.BL180F	Ø150mm (Ø6")
9.BL150F	Ø125mm (Ø5")
9.BL80F	Ø75mm (Ø3")



ROTARY



PAD PROFILE

## INDUSTRIES & APPLICATIONS



**NOTE:** All pads are individually packaged in a transparent flow pack for UV / dust / humidity protection

# PREMIUM MICROFIBER POLISHING CLOTHS



# D-A SYSTEM MICROFIBER TOWEL

PREMIUM MICROFIBER POLISHING CLOTH

## DESCRIPTION

A premium quality, short knap, microfiber cloth for the removal of compound and polish residues.

## CARE INSTRUCTIONS

Keep separate from cotton or other materials

Machine wash with low heat

Use only liquid laundry detergent with no dye or no added perfumes

Machine dry on low heat, do not use fabric softener

Blend: **30%**  
Polyamide **70%**  
Polyester GSM: **230**  
Weave Type: **Terry**  
Dimensions: **41 x 41cm**  
**(16 x 16 in)**





# D-A SYSTEM MICROFIBER TOWEL

PREMIUM MICROFIBER POLISHING CLOTH

## DESCRIPTION

A premium quality, short knap, microfiber cloth for the removal of compound and polish residues.

## CARE INSTRUCTIONS

Keep separate from cotton or other materials

Machine wash with low heat

Use only liquid laundry detergent with no dye or no added perfumes

Machine dry on low heat, do not use fabric softener

Blend: **30%**  
Polyamide **70%**  
Polyester GSM: **230**  
Weave Type: **Terry**  
Dimensions: **41 x 41cm**  
(**16 x 16 in**)



# D-A SYSTEM MICROFIBER TOWEL

PREMIUM MICROFIBER POLISHING CLOTH

## DESCRIPTION

A premium quality, dual-pile microfiber cloth. One side features a short weave for breaking up compound and polish residues. The other side features a more plush weave for final wipe down and surface inspection. features a more plush weave for final wipe down and surface inspection.

## CARE INSTRUCTIONS

Keep separate from cotton or other materials

Machine wash with low heat

Use only liquid laundry detergent with no dye or no added perfumes

Machine dry on low heat, do not use fabric softener

Blend: **30%**  
Polyamide **70%**  
Polyester GSM: **230**  
Weave Type: **Terry**  
Dimensions: **41 x 41cm**  
**(16 x 16 in)**





The RUPES logo is displayed in white, bold, italicized capital letters with a registered trademark symbol (®) on a red rectangular background.

---

**RUPES S.p.A a socio unico**

Via Marconi, 3A, loc. Vermezzo  
20071 Vermezzo con Zelo  
(MI) - Italy

**T** +39 - 02.94.69.41

**F** +39 - 02.94.94.10.40

**E** [info\\_rupes@rupes.it](mailto:info_rupes@rupes.it)

**W** [www.rupes.com](http://www.rupes.com)

---

**RUPES USA, Inc.**

531 South Taylor Ave  
Louisville, CO 80027

**T** +1- 877-224-5750

**E** [info@rupesusa.com](mailto:info@rupesusa.com)

**W** [www.rupesusa.com](http://www.rupesusa.com)

Due to its constant desire to improve its products, RUPES S.p.A. reserves the right to make any technical or design modification to its products without prior notice. The manufacturer shall not be responsible for printing errors. This document voids and replaces previous ones.

Follow us on:

